





District Health Assessment for Multiple District 316 through January 2025

		Clubs							Membership							Member Strength		Cancellation		Reports			Finance	Leadership			
District Name	Status/ Number of Months in Status *	Active Clubs	Clubs in Status Quo	Total Clubs	% Status Quo Clubs in Financial Suspension	New Clubs	Cancelled Clubs	YTD Net Club Gain/Loss	Current Members In Active Clubs	Current Members In Status Quo Clubs	Current Total Members Count	YTD Add	YTD Drop	YTD NetGrowth (includes Active and Status Quo)	YTD NetGrowth% (includes Active and Status Quo)	Member Count 12 Months Ago	Average Member Count Per Club	% of Clubs with less than 20 members	Average Cancelled Club Age	Members Lost Due to Cancelled Clubs	% of Clubs Reporting Service	% No MMR in 3 Months	% No Officer Report in 12 months	% of Clubs with balance 90+ days	Number of Zone Chairs Recorded	Number of Region Chairs Recorded	District Officers Vacancies **
316 A		59	3	62	100%	3	6	-3	2274	55	2329	260	389	-129	-5.25%	2,170	39	23%	10	68	100%	50%	6%	21%	12	5	
316 B		62	0	62	0%	6	4	2	1984	0	1984	359	124	235	13.44%	1,679	32	32%	6	32	65%	56%	2%	16%	12	4	
316 D		93	2	95	100%	2	10	-8	2733	40	2773	241	391	-150	-5.13%	3,144	29	41%	6	227	97%	49%	0%	15%	19	6	2nd VDG
316 G		72	0	72	0%	2	1	1	2776	0	2776	203	138	65	2.40%	2,749	39	22%	3	0	63%	56%	4%	14%	0	0	
316 H		47	0	47	0%	9	9	0	1261	0	1261	246	690	-444	-26.04%	1,380	27	28%	8	604	23%	36%	9%	17%	10	4	
316 J		53	1	54	100%	3	4	-1	2153	5	2158	220	182	38	1.79%	2,020	41	35%	4	50	48%	52%	4%	7%	14	5	
		386	6	392	100%	25	34	-9	13181	100	13281	1529	1914	-385	-2.82%	13,142	34	31%	7	981	70%	51%	4%	15%	67	24	



District Health Assessment for Multiple District 317 through January 2025

		Clubs							Membership							Member Strength		Cancellation		Reports			Finance	Leadership			
District Name	Status/ Number of Months in Status *	Active Clubs	Clubs in Status Quo	Total Clubs	% Status Quo Clubs in Financial Suspension	New Clubs	Cancelled Clubs	YTD Net Club Gain/Loss	Current Members In Active Clubs	Current Members In Status Quo Clubs	Current Total Members Count	YTD Add	YTD Drop	YTD NetGrowth (includes Active and Status Quo)	YTD NetGrowth% (includes Active and Status Quo)	Member Count 12 Months Ago	Average Member Count Per Club	% of Clubs with less than 20 members	Average Cancelled Club Age	Members Lost Due to Cancelled Clubs	% of Clubs Reporting Service	% No MMR in 3 Months	% No Officer Report in 12 months	% of Clubs with balance 90+ days	Number of Zone Chairs Recorded	Number of Region Chairs Recorded	District Officers Vacancies **
317 A		72	0	72	0%	3	9	-6	2388	0	2388	429	228	201	9.19%	2,436	33	25%	6	96	100%	33%	3%	21%	21	7	
317 G		90	0	90	0%	5	12	-7	2687	0	2687	377	664	-287	-9.65%	2,642	30	20%	10	246	96%	41%	4%	7%	20	7	
317 B		105	0	105	0%	2	9	-7	3653	0	3653	286	639	-353	-8.81%	3,814	35	16%	8	472	100%	66%	8%	9%	27	12	
317 C		101	2	103	50%	1	12	-11	2874	58	2932	319	356	-37	-1.25%	3,025	28	31%	4	153	99%	55%	1%	15%	25	10	
317 D		119	0	119	0%	4	4	0	4564	0	4564	328	342	-14	-0.31%	4,585	38	18%	4	54	97%	41%	0%	18%	30	11	
317 E		69	1	70	100%	7	9	-2	2347	39	2386	400	354	46	1.97%	2,387	34	16%	5	143	97%	33%	4%	21%	15	6	
317 F		83	0	83	0%	2	1	1	2209	0	2209	360	182	178	8.76%	2,286	27	35%	1	0	100%	40%	4%	13%	20	7	
		639	3	642	67%	24	56	-32	20722	97	20819	2499	2765	-266	-1.26%	21,175	33	23%	6	1,164	98%	45%	3%	14%	158	60	




District Health Assessment for Multiple District 318 through January 2025

District Name	Status/ Number of Months in Status *	Clubs							Membership							Member Strength		Cancellation		Reports			Finance	Leadership			
		Active Clubs	Clubs in Status Quo	Total Clubs	% Status Quo Clubs in Financial Suspension	New Clubs	Cancelled Clubs	YTD Net Club Gain/Loss	Current Members In Active Clubs	Current Members In Status Quo Clubs	Current Total Members Count	YTD Add	YTD Drop	YTD NetGrowth (includes Active and Status Quo)	YTD NetGrowth% (includes Active and Status Quo)	Member Count 12 Months Ago	Average Member Count Per Club	% of Clubs with less than 20 members	Average Cancelled Club Age	Members Lost Due to Cancelled Clubs	% of Clubs Reporting Service	% No MMR in 3 Months	% No Officer Report in 12 months	% of Clubs with balance 90+ days	Number of Zone Chairs Recorded	Number of Region Chairs Recorded	District Officers Vacancies **
318 A		141	1	142	100%	4	15	-11	4184	12	4196	448	569	-121	-2.80%	4,388	30	29%	5	227	100%	51%	1%	20%	39	18	
318 B		122	1	123	100%	5	3	2	3555	20	3575	343	210	133	3.86%	3,525	29	28%	12	45	83%	51%	2%	17%	31	12	
318 C		156	3	159	33%	6	9	-3	5479	105	5584	603	368	235	4.39%	5,377	35	12%	2	176	96%	63%	2%	14%	38	16	
318 D		201	2	203	100%	9	6	3	7015	47	7062	867	659	208	3.03%	6,933	35	20%	10	80	99%	44%	0%	11%	43	21	
318 E		165	0	165	0%	5	27	-22	6143	0	6143	656	902	-246	-3.85%	6,405	37	13%	5	468	86%	44%	4%	26%	42	22	
		785	7	792	71%	29	60	-31	26376	184	26560	2917	2708	209	0.79%	26,628	34	20%	6	996	93%	50%	2%	17%	193	89	



District Health Assessment for Multiple District 320 through January 2025

		Clubs							Membership							Member Strength		Cancellation		Reports			Finance		Leadership		
District Name	Status/ Number of Months in Status *	Active Clubs	Clubs in Status Quo	Total Clubs	% Status Quo Clubs in Financial Suspension	New Clubs	Cancelled Clubs	YTD Net Club Gain/Loss	Current Members In Active Clubs	Current Members In Status Quo Clubs	Current Total Members Count	YTD Add	YTD Drop	YTD NetGrowth (includes Active and Status Quo)	YTD NetGrowth% (includes Active and Status Quo)	Member Count 12 Months Ago	Average Member Count Per Club	% of Clubs with less than 20 members	Average Cancelled Club Age	Members Lost Due to Cancelled Clubs	% of Clubs Reporting Service	% No MMR in 3 Months	% No Officer Report in 12 months	% of Clubs with balance 90+ days	Number of Zone Chairs Recorded	Number of Region Chairs Recorded	District Officers Vacancies **
320 A		84	5	89	100%	6	6	0	3311	127	3438	413	429	-16	-0.46%	3,422	39	20%	5	143	98%	47%	0%	22%	21	7	
320 B		58	1	59	100%	9	10	-1	2017	22	2039	315	332	-17	-0.83%	2,188	35	17%	4	147	93%	59%	3%	25%	15	5	
320 C		58	0	58	0%	2	6	-4	1798	0	1798	195	333	-138	-7.13%	1,853	31	26%	5	139	50%	33%	2%	16%	0	0	
320 D		119	0	119	0%	3	28	-25	3604	0	3604	281	927	-646	-15.20%	4,242	30	18%	5	638	90%	51%	4%	14%	32	9	
320 E		59	1	60	100%	3	16	-13	3161	13	3174	277	945	-668	-17.39%	3,810	54	12%	9	522	97%	30%	7%	8%	0	0	1st VDG
320 F		69	0	69	0%	2	21	-19	2516	0	2516	360	728	-368	-12.76%	3,090	36	16%	3	494	77%	26%	4%	16%	20	7	
320 G		106	0	106	0%	9	10	-1	3492	0	3492	691	415	276	8.58%	3,295	33	28%	5	167	95%	45%	0%	24%	27	9	
320 H		49	0	49	0%	4	2	2	1915	0	1915	230	77	153	8.68%	1,716	39	16%	3	41	100%	39%	0%	14%	12	4	
		602	7	609	100%	38	99	-61	21814	162	21976	2762	4186	-1424	-6.09%	23,616	37	20%	5	2,291	89%	43%	2%	18%	127	41	



District Health Assessment for Multiple District 321 through January 2025

District Name	Status/ Number of Months in Status *	Clubs							Membership							Member Strength		Cancellation		Reports			Finance	Leadership			
		Active Clubs	Clubs in Status Quo	Total Clubs	% Status Quo Clubs in Financial Suspension	New Clubs	Cancelled Clubs	YTD Net Club Gain/Loss	Current Members In Active Clubs	Current Members In Status Quo Clubs	Current Total Members Count	YTD Add	YTD Drop	YTD NetGrowth (includes Active and Status Quo)	YTD NetGrowth% (includes Active and Status Quo)	Member Count 12 Months Ago	Average Member Count Per Club	% of Clubs with less than 20 members	Average Cancelled Club Age	Members Lost Due to Cancelled Clubs	% of Clubs Reporting Service	% No MMR in 3 Months	% No Officer Report in 12 months	% of Clubs with balance 90+ days	Number of Zone Chairs Recorded	Number of Region Chairs Recorded	District Officers Vacancies **
321A1		53	1	54	100%	3	8	-5	1542	14	1556	213	141	72	4.85%	1,669	29	33%	6	47	98%	50%	13%	22%	10	4	
321A2		146	1	147	100%	6	11	-5	3288	20	3308	364	536	-172	-4.94%	3,631	23	41%	9	193	70%	58%	3%	19%	2	11	
321A3		122	1	123	100%	4	5	-1	2191	10	2201	231	235	-4	-0.18%	2,522	18	70%	5	58	52%	65%	11%	16%	27	10	
321B1		92	1	93	100%	12	22	-10	2307	62	2369	360	648	-288	-10.84%	2,639	25	42%	6	475	59%	54%	2%	15%	20	12	
321B2		61	1	62	100%	2	15	-13	1469	5	1474	136	379	-243	-14.15%	1,931	24	42%	6	277	48%	47%	13%	13%	16	7	
321C1		161	1	162	100%	3	11	-8	3933	2	3935	252	559	-307	-7.24%	4,557	24	47%	11	144	91%	61%	10%	18%	42	18	
321C2		73	0	73	0%	3	13	-10	2464	0	2464	294	343	-49	-1.95%	2,788	34	29%	11	124	33%	49%	7%	25%	16	8	
321 D		146	1	147	100%	11	17	-6	3925	20	3945	725	741	-16	-0.40%	4,149	27	46%	12	324	32%	51%	12%	22%	29	17	
321 E		90	0	90	0%	5	10	-5	2842	0	2842	265	356	-91	-3.10%	2,957	32	20%	12	183	61%	61%	8%	27%	33	16	
321 F		167	0	167	0%	13	9	4	4605	0	4605	701	602	99	2.20%	4,425	28	37%	6	298	98%	49%	2%	14%	44	12	
		1111	7	1118	100%	62	121	-59	28566	133	28699	3541	4540	-999	-3.36%	31,268	26	42%	9	2,123	66%	55%	7%	19%	239	115	



District Health Assessment for Multiple District 322 through January 2025

District Name	Status/ Number of Months in Status *	Clubs							Membership							Member Strength		Cancellation		Reports			Finance	Leadership			
		Active Clubs	Clubs in Status Quo	Total Clubs	% Status Quo Clubs in Financial Suspension	New Clubs	Cancelled Clubs	YTD Net Club Gain/Loss	Current Members In Active Clubs	Current Members In Status Quo Clubs	Current Total Members Count	YTD Add	YTD Drop	YTD NetGrowth (includes Active and Status Quo)	YTD NetGrowth% (includes Active and Status Quo)	Member Count 12 Months Ago	Average Member Count Per Club	% of Clubs with less than 20 members	Average Cancelled Club Age	Members Lost Due to Cancelled Clubs	% of Clubs Reporting Service	% No MMR in 3 Months	% No Officer Report in 12 months	% of Clubs with balance 90+ days	Number of Zone Chairs Recorded	Number of Region Chairs Recorded	District Officers Vacancies **
322 A		81	1	82	100%	3	16	-13	2806	18	2824	249	932	-683	-19.48%	3,574	35	13%	14	381	72%	43%	1%	29%	19	6	
322 B1		84	0	84	0%	7	8	-1	3897	0	3897	617	449	168	4.51%	3,827	46	8%	4	187	93%	36%	1%	14%	13	0	
322 B2		91	0	91	0%	11	7	4	3040	0	3040	467	243	224	7.95%	3,057	33	22%	3	76	70%	53%	4%	30%	19	9	
322C1		109	0	109	0%	6	11	-5	3265	0	3265	456	520	-64	-1.92%	3,456	30	29%	11	229	98%	48%	3%	35%	22	9	
322C2		52	1	53	100%	9	4	5	2259	25	2284	354	244	110	5.06%	2,233	43	15%	9	93	87%	34%	0%	43%	16	7	
322C3		85	0	85	0%	1	18	-17	3259	0	3259	178	610	-432	-11.70%	3,626	38	22%	9	333	96%	33%	1%	11%	17	8	
322C4		43	1	44	100%	1	5	-4	1426	24	1450	134	182	-48	-3.20%	1,579	33	20%	31	88	66%	52%	2%	14%	12	6	
322C5		39	0	39	0%	2	4	-2	1398	0	1398	137	87	50	3.71%	1,442	36	18%	5	72	100%	56%	5%	28%	9	4	
322 D		73	1	74	100%	6	2	4	2815	25	2840	346	213	133	4.91%	2,713	39	15%	9	24	68%	41%	0%	19%	17	8	
322 E		149	0	149	0%	1	9	-8	4351	0	4351	188	297	-109	-2.44%	5,160	29	44%	5	124	44%	65%	13%	10%	41	19	
322 F		103	1	104	100%	6	6	0	3672	16	3688	446	374	72	1.99%	3,679	36	18%	4	148	76%	61%	1%	25%	20	0	
322 H		62	3	65	100%	7	6	1	1703	52	1755	286	340	-54	-2.99%	1,815	27	11%	3	136	45%	43%	5%	38%	13	10	
322 G		87	0	87	0%	9	7	2	4055	0	4055	544	402	142	3.63%	4,023	47	8%	5	129	66%	40%	5%	25%	16	6	
		1058	8	1066	100%	69	103	-34	37946	160	38106	4402	4893	-491	-1.27%	40,184	36	21%	9	2,020	74%	48%	4%	24%	234	92	




District Health Assessment for Multiple District 3231 through January 2025

District Name	Status/ Number of Months in Status *	Clubs							Membership							Member Strength		Cancellation		Reports			Finance		Leadership		
		Active Clubs	Clubs in Status Quo	Total Clubs	% Status Quo Clubs in Financial Suspension	New Clubs	Cancelled Clubs	YTD Net Club Gain/Loss	Current Members In Active Clubs	Current Members In Status Quo Clubs	Current Total Members Count	YTD Add	YTD Drop	YTD NetGrowth (includes Active and Status Quo)	YTD NetGrowth% (includes Active and Status Quo)	Member Count 12 Months Ago	Average Member Count Per Club	% of Clubs with less than 20 members	Average Cancelled Club Age	Members Lost Due to Cancelled Clubs	% of Clubs Reporting Service	% No MMR in 3 Months	% No Officer Report in 12 months	% of Clubs with balance 90+ days	Number of Zone Chairs Recorded	Number of Region Chairs Recorded	District Officers Vacancies **
3231A1		43	0	43	0%	0	1	-1	1375	0	1375	117	62	55	4.17%	1,382	32	56%	9	0	51%	40%	5%	9%	8	4	
3231A2		66	0	66	0%	2	4	-2	2281	0	2281	272	238	34	1.51%	2,352	35	33%	2	45	68%	55%	5%	15%	13	5	
3231A3		120	0	120	0%	3	10	-7	4749	0	4749	423	459	-36	-0.75%	5,047	40	40%	7	93	50%	42%	3%	8%	12	6	
3231A4		55	1	56	100%	3	2	1	1824	21	1845	326	181	145	8.53%	1,807	33	32%	4	33	75%	23%	0%	20%	12	4	
		284	1	285	100%	8	17	-9	10229	21	10250	1138	940	198	1.97%	10,588	36	39%	6	171	59%	41%	3%	12%	45	19	



District Health Assessment for Multiple District 3232 through January 2025

		Clubs							Membership							Member Strength		Cancellation		Reports			Finance	Leadership			
District Name	Status/ Number of Months in Status *	Active Clubs	Clubs in Status Quo	Total Clubs	% Status Quo Clubs in Financial Suspension	New Clubs	Cancelled Clubs	YTD Net Club Gain/Loss	Current Members In Active Clubs	Current Members In Status Quo Clubs	Current Total Members Count	YTD Add	YTD Drop	YTD NetGrowth (includes Active and Status Quo)	YTD NetGrowth% (includes Active and Status Quo)	Member Count 12 Months Ago	Average Member Count Per Club	% of Clubs with less than 20 members	Average Cancelled Club Age	Members Lost Due to Cancelled Clubs	% of Clubs Reporting Service	% No MMR in 3 Months	% No Officer Report in 12 months	% of Clubs with balance 90+ days	Number of Zone Chairs Recorded	Number of Region Chairs Recorded	District Officers Vacancies **
3232B1		32	0	32	0%	1	8	-7	1476	0	1476	298	563	-265	-15.22%	1,801	46	19%	7	203	100%	38%	3%	16%	7	4	
3232B2		48	1	49	100%	2	19	-17	1957	134	2091	385	1133	-748	-26.35%	2,427	41	24%	5	730	98%	59%	18%	18%	0	0	
3232B3		38	0	38	0%	3	17	-14	1932	0	1932	373	1025	-652	-25.23%	2,124	51	16%	3	689	89%	24%	0%	5%	7	4	GMT
3232B4		63	0	63	0%	1	0	1	3287	0	3287	1114	876	238	7.81%	2,708	52	29%	0	0	100%	48%	13%	8%	7	4	
3232F1		110	3	113	100%	7	10	-3	3462	15	3477	870	633	237	7.31%	2,992	31	57%	4	482	76%	60%	6%	16%	16	8	
3232F2		85	3	88	100%	5	17	-12	2776	78	2854	246	433	-187	-6.15%	3,185	33	34%	4	226	97%	52%	5%	16%	16	6	
3232 J		59	0	59	0%	1	13	-12	1870	0	1870	160	437	-277	-12.90%	2,272	32	36%	4	280	100%	69%	5%	8%	10	5	
		435	7	442	100%	20	84	-64	16760	227	16987	3446	5100	-1654	-8.87%	17,509	39	36%	4	2,610	92%	53%	7%	13%	63	31	



District Health Assessment for Multiple District 3233 through January 2025

District Name	Status/ Number of Months in Status *	Clubs							Membership							Member Strength		Cancellation		Reports			Finance	Leadership			
		Active Clubs	Clubs in Status Quo	Total Clubs	% Status Quo Clubs in Financial Suspension	New Clubs	Cancelled Clubs	YTD Net Club Gain/Loss	Current Members In Active Clubs	Current Members In Status Quo Clubs	Current Total Members Count	YTD Add	YTD Drop	YTD NetGrowth (includes Active and Status Quo)	YTD NetGrowth% (includes Active and Status Quo)	Member Count 12 Months Ago	Average Member Count Per Club	% of Clubs with less than 20 members	Average Cancelled Club Age	Members Lost Due to Cancelled Clubs	% of Clubs Reporting Service	% No MMR in 3 Months	% No Officer Report in 12 months	% of Clubs with balance 90+ days	Number of Zone Chairs Recorded	Number of Region Chairs Recorded	District Officers Vacancies **
3233 C		127	1	128	100%	4	6	-2	2730	20	2750	234	271	-37	-1.33%	2,869	21	56%	7	71	91%	55%	5%	7%	32	13	
3233E1		188	1	189	100%	6	37	-31	5254	2	5256	484	873	-389	-6.89%	5,698	28	46%	8	534	97%	51%	13%	24%	67	23	
3233E2		146	0	146	0%	2	17	-15	5131	0	5131	320	473	-153	-2.90%	5,469	35	37%	11	246	65%	54%	3%	16%	35	11	
3233G1		201	1	202	100%	8	7	1	3326	20	3346	421	398	23	0.69%	3,657	17	72%	5	202	97%	73%	4%	39%	37	11	
3233G2		126	1	127	100%	7	7	0	2595	20	2615	366	363	3	0.11%	2,624	21	50%	6	104	94%	47%	1%	15%	33	8	
		788	4	792	100%	27	74	-47	19036	62	19098	1825	2378	-553	-2.81%	20,317	24	53%	8	1,157	90%	57%	6%	22%	204	66	



District Health Assessment for Multiple District 3234 through January 2025

District Name	Status/ Number of Months in Status *	Clubs							Membership							Member Strength		Cancellation		Reports			Finance	Leadership			
		Active Clubs	Clubs in Status Quo	Total Clubs	% Status Quo Clubs in Financial Suspension	New Clubs	Cancelled Clubs	YTD Net Club Gain/Loss	Current Members In Active Clubs	Current Members In Status Quo Clubs	Current Total Members Count	YTD Add	YTD Drop	YTD NetGrowth (includes Active and Status Quo)	YTD NetGrowth% (includes Active and Status Quo)	Member Count 12 Months Ago	Average Member Count Per Club	% of Clubs with less than 20 members	Average Cancelled Club Age	Members Lost Due to Cancelled Clubs	% of Clubs Reporting Service	% No MMR in 3 Months	% No Officer Report in 12 months	% of Clubs with balance 90+ days	Number of Zone Chairs Recorded	Number of Region Chairs Recorded	District Officers Vacancies **
3234D1		71	1	72	100%	2	11	-9	2520	13	2533	198	289	-91	-3.47%	2,622	35	24%	11	185	60%	57%	7%	10%	19	5	
3234D2		110	1	111	100%	2	14	-12	5418	44	5464	422	681	-259	-4.53%	6,240	49	16%	14	293	70%	56%	2%	23%	22	6	
3234H1		106	0	106	0%	10	12	-2	3488	0	3488	416	477	-61	-1.72%	3,815	33	26%	6	221	68%	49%	4%	20%	27	9	
3234H2		99	0	99	0%	10	21	-11	4048	0	4048	409	458	-49	-1.20%	4,084	41	4%	4	255	93%	57%	2%	24%	27	8	
		386	2	388	100%	24	58	-34	15474	57	15533	1445	1905	-460	-2.88%	16,761	40	17%	8	954	73%	54%	3%	20%	95	28	




District Health Assessment for Multiple District 324 through January 2025

District Name	Status/ Number of Months in Status *	Clubs							Membership							Member Strength		Cancellation		Reports			Finance		Leadership		
		Active Clubs	Clubs in Status Quo	Total Clubs	% Status Quo Clubs in Financial Suspension	New Clubs	Cancelled Clubs	YTD Net Club Gain/Loss	Current Members In Active Clubs	Current Members In Status Quo Clubs	Current Total Members Count	YTD Add	YTD Drop	YTD NetGrowth (includes Active and Status Quo)	YTD NetGrowth% (includes Active and Status Quo)	Member Count 12 Months Ago	Average Member Count Per Club	% of Clubs with less than 20 members	Average Cancelled Club Age	Members Lost Due to Cancelled Clubs	% of Clubs Reporting Service	% No MMR in 3 Months	% No Officer Report in 12 months	% of Clubs with balance 90+ days	Number of Zone Chairs Recorded	Number of Region Chairs Recorded	District Officers Vacancies **
324 A		171	0	171	0%	10	17	-7	5476	0	5476	664	782	-118	-2.11%	5,699	32	27%	11	366	54%	47%	6%	6%	38	10	
324 B		181	1	182	100%	10	10	0	5944	19	5963	959	573	386	6.92%	5,905	33	31%	15	247	59%	43%	0%	12%	38	8	
324 C		127	1	128	100%	12	17	-5	5462	24	5486	603	893	-290	-5.02%	6,979	43	18%	5	365	99%	48%	2%	4%	31	8	
324 D		64	1	65	100%	4	13	-9	1512	9	1521	156	338	-182	-10.69%	1,961	24	51%	5	279	25%	74%	20%	18%	0	0	
324 E		183	1	184	100%	16	5	11	8205	17	8222	1204	421	783	10.53%	7,637	45	13%	6	74	100%	34%	1%	9%	40	12	
324 F		256	0	256	0%	11	18	-7	10659	0	10659	1144	1024	120	1.14%	11,312	42	12%	5	303	95%	43%	0%	9%	89	20	
324 G		110	1	111	100%	6	8	-2	3466	20	3486	448	425	23	0.66%	3,656	32	26%	6	154	100%	44%	5%	3%	27	9	
324 H		100	1	101	100%	6	13	-7	3057	18	3075	393	474	-81	-2.57%	3,205	31	14%	5	259	84%	44%	4%	13%	30	10	
324 I		79	0	79	0%	4	1	3	2414	0	2414	286	168	118	5.14%	2,336	31	24%	12	16	99%	43%	0%	18%	21	6	
324 J		132	0	132	0%	5	20	-15	4382	0	4382	737	819	-82	-1.84%	4,787	33	33%	4	414	77%	30%	5%	20%	37	16	
324 K		59	0	59	0%	4	10	-6	1857	0	1857	278	436	-158	-7.84%	2,143	31	25%	11	241	85%	49%	0%	20%	10	5	
324 L		47	0	47	0%	9	0	9	1343	0	1343	297	59	238	21.54%	1,097	29	26%	0	0	94%	34%	0%	30%	6	3	
324 N		44	1	45	100%	5	4	1	1466	11	1477	350	272	78	5.58%	1,325	33	20%	8	85	11%	64%	2%	13%	8	5	
324 M		171	1	172	100%	7	9	-2	4864	0	4864	540	569	-29	-0.59%	5,077	28	27%	15	175	85%	46%	1%	9%	30	10	
		1724	8	1732	100%	109	145	-36	60107	118	60225	8059	7253	806	1.36%	63,119	35	23%	8	2,978	80%	44%	3%	11%	405	122	



District Health Assessment for Multiple District 324 through January 2025

	Clubs								Membership						Member Strength		Cancellation		Reports			Finance	Leadership				
	Status/ District Name	Number of Months in Status *	Active Clubs	Clubs in Status Quo	Total Clubs	% Status Quo in Financial Suspension	New Clubs	Cancelled Clubs	YTD Net Club Gain/ Loss	Current Members In Active Clubs	Current Members In Status Quo Clubs	Current Total Members Count	YTD Add	YTD Drop	YTD NetGrowth (includes Active and Status Quo)	YTD NetGrowth% (includes Active and Status Quo)	Member Count 12 Months Ago	Average Member Count Per Club	% of Clubs with less than 20 members	Average Cancelled Club Age	Members Lost Due to Cancelled Clubs	% of Clubs Reporting Service	% No MMR in 3 Months	% No Officer Report in 12 months	% of Clubs with balance 90+ days	Number of Zone Chairs Recorded	Number of Region Chairs Recorded

* - District Status: P - Provisional, T - Transitional.

** - District Officers Vacancies: DG - District Governor, 1st VDG - First Vice District Governor, 2nd VDG - Second Vice District Governor.